


Step 1: Go to <https://www.kidsa-z.com/main/Login>



Step 2: Insert Teacher's Username. You will receive the username in an email.




Step 3: Click on your child's name. Then, insert his/her **Last Name**.



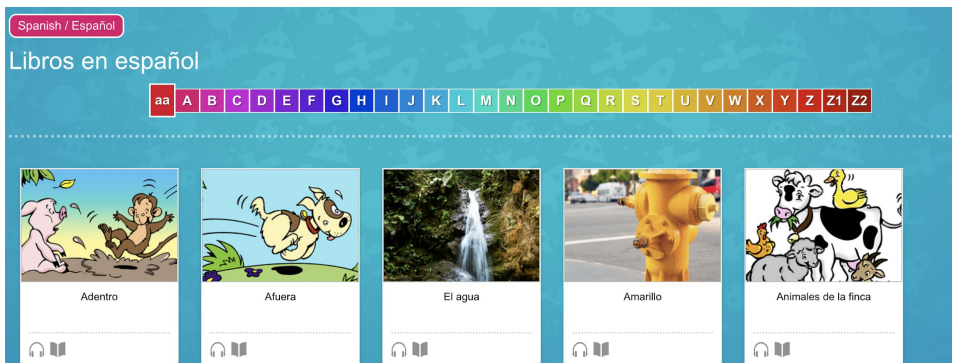
Step 4: Click on Reading Room.



Step 5: Click on Spanish/Español.



Step 6: Click on View All to display all of the levels and books your child may read.



Step 7: Pick a level to access leveled reading books in Spanish.

