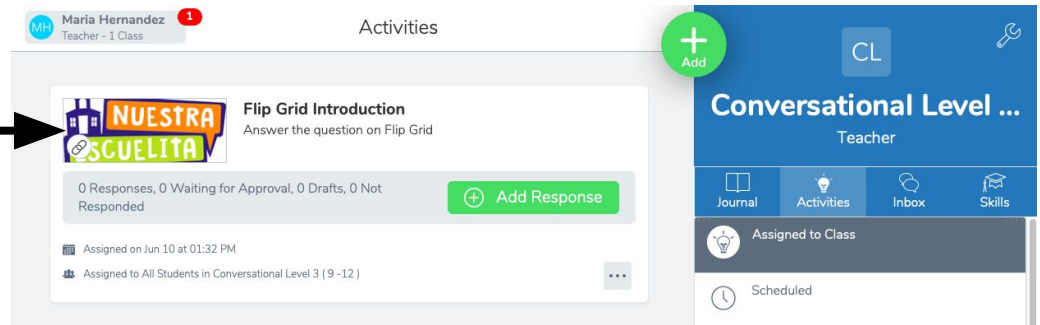


Flipgrid Instructions

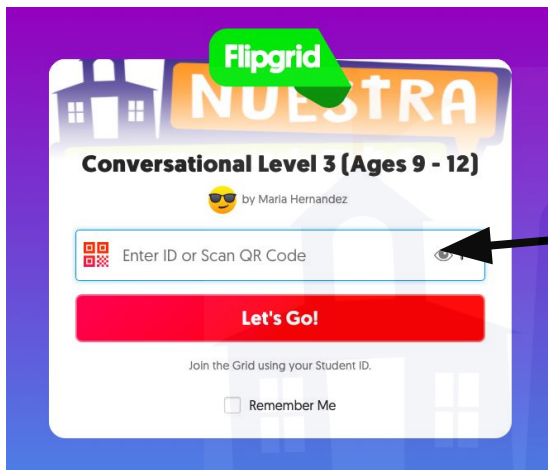
Step 1:

In your Seesaw app, click on the logo to be redirected to the Flipgrid website



Step 2:

Enter ID: Enter your student's last name
ID for siblings in the same class: First letter of the student's first name followed by the student's last name
Example: John Doe
ID: Doe
ID for siblings in the same class: JDoe




Step 3:

Read the question, then click on the green button to respond.



Step 4:

Click on the red record button to record your response.



Step 5:

When done recording, click on the next or green arrow button.



Step 6:

Take a selfie to be the cover of your video, then click the next or green arrow button.



Step 7:

Click submit video

